

KISTLER

measure. analyze. innovate.



NC Joining Systems

Solutions for Energy-Efficient and Highly Flexible Press-Fit and Joining Processes

Contents



Absolute attention for tomorrow's world

Kistler develops measurement solutions consisting of sensors, electronics, systems and services. In the physical border area between emissions reduction, quality control, mobility and vehicle safety, we deliver excellence for a future-oriented world and create ideal conditions for Industry 4.0. We thereby facilitate innovation and growth for – and with – our customers.

Resource optimization thanks to integrated process monitoring	4
<hr/>	
Overview NC Joining Modules	6
NC Joining Module NCFH and NCFH	7
NC Joining Module NCFN, NCFE and NCFE	8
NC Joining Module NCFN and NCFR	9
<hr/>	
System Overview	10
maXYmos NC	12
DIM Cable Extender	12
Servo Amplifier IndraDrive	12
<hr/>	
Evaluation Objects EOs	13
<hr/>	
Service and applications backed by specialist expertise Joining Competence Center (JCC)	14
<hr/>	
At our customers' service across the globe	15



Kistler stands for progress in motor monitoring, vehicle safety and vehicle dynamics and provides valuable data for the development of the efficient vehicles of tomorrow.



Kistler measurement technology ensures top performance in sport diagnostics, traffic data acquisition, cutting force analysis and other applications where absolute measurement accuracy is required.



Kistler systems support all steps of networked, digitalized production and ensure maximum process efficiency and profitability in the smart factories of the next generation.



Transparent production processes ensure quality and reduce costs

Resource optimization thanks to integrated process monitoring

The integration of process monitoring has become a factor of increasing importance in industrial production. It is especially the field of press-fit and joining applications where the electromechanical NC joining systems made by Kistler tower head and shoulder above conventional systems: They play a significant role in the cutting of energy costs, the increase of system utilization and the overall boost in production efficiency.

For industries dependent on automated production the production, reducing energy costs is paramount to their ability to compete in the global marketplace. It is for this reason that a widening number of companies operating in the automotive and automotive supplier industry opt for the NC joining systems made by Kistler to lower the cost of their series production. A few of the key advantages that Kistler electromechanical systems offer over pneumatic or hydraulic processes include a dramatically higher level of efficiency, press-fit forces that can be set with perfect accuracy, and an exceptionally high level of repeatability.

Advantages

- Enhanced quality thanks to integrated process control
- Traceable process results
- Higher energy efficiency, translating to savings of up to 80 %
- Lower operating costs
- Global presence



Improved economic efficiency thanks to optimized system utilization

Offering a comprehensive range of cutting-edge joining systems for the force range of up to 300 kN – from compact standardized single modules to custom designs tailored to the customer's specific requirements – Kistler is setting new standards on the global market.

Regardless of whether they are used for transmission and engine assembly or for the assembly of wheel carrier, wheel set and chassis: The NC joining systems made by Kistler allow for high-precision control of all traversing movements performed during assembly and product inspection. Better still, the options to switch between the different measuring ranges of the NC joining systems and to easily switch between measuring programs make it possible to use the same machine for manufacturing a wide variety of different components. The systems thereby provide for a sustained increase in system utilization and economical operation over the long-term.



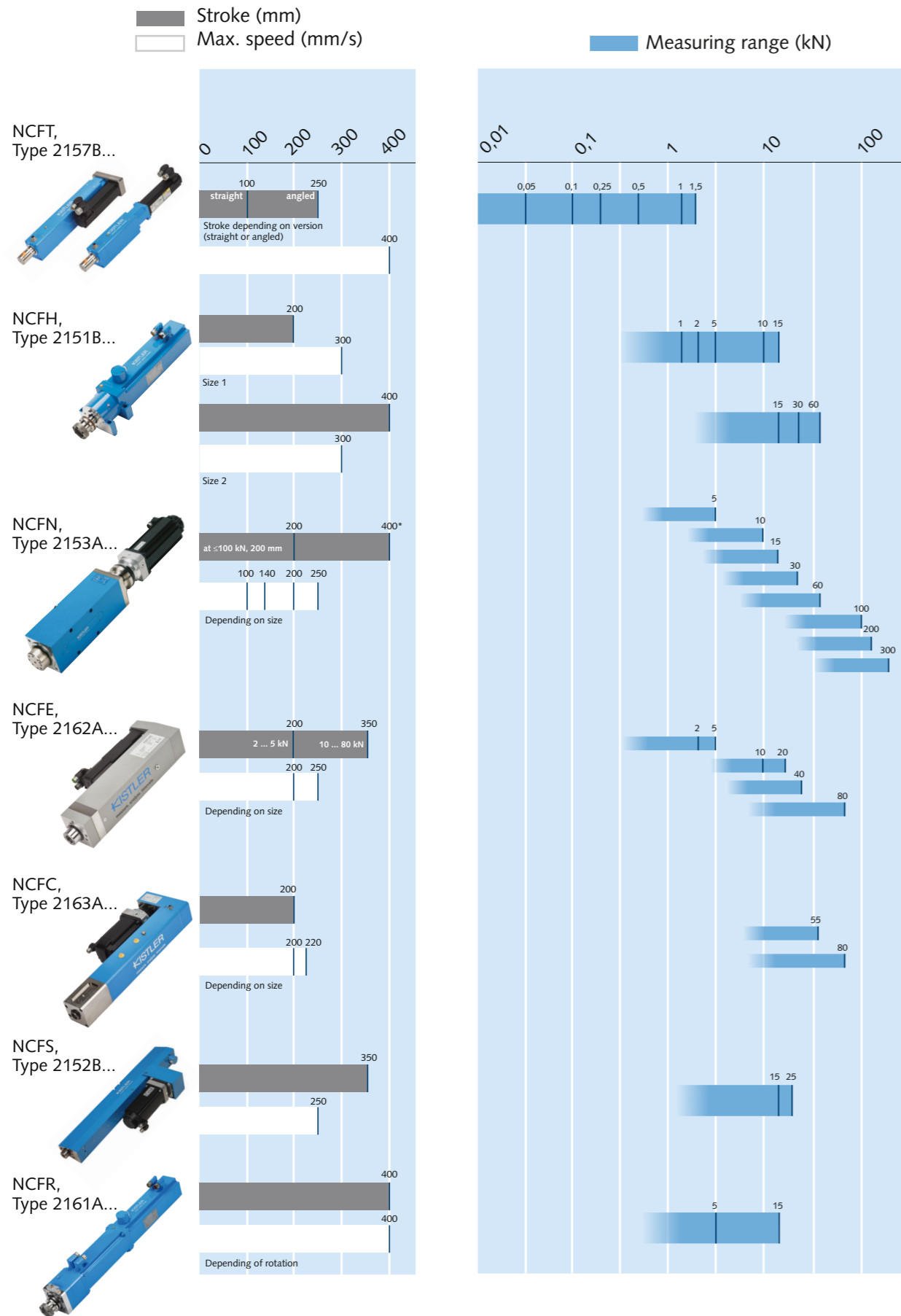
Monitor the joining process with Kistler – watch online now!

View our animation to experience convincing first-class quality solutions from Kistler – the surest route to 100 percent quality in your production:

www.kistler.com/nc-joining



Overview NC Joining Modules



Note: Each NC joining module utilizes an integral absolute encoder for positioning. See the corresponding data sheet for additional technical data.

* Special versions with a stroke of up to 1,000 mm, max. force range of 600 kN or angled design are available on request

NC Joining Modules

NC Joining Module NCFT, for joining processes with low force



Technical data	Type	2157B...			
Measuring range 1	kN	0,25	0,25	0,50	0,50
Measuring range 2	kN	0,05	0,10	0,10	0,25
Measuring range 1	kN	1	1	1,50	1,50
Measuring range 2	kN	0,25	0,50	0,10	0,50
Direction of measurement		Compression/tension			
Max. movement speed	mm/s	400			
Practical repeatability ⁴⁾	mm	<0,002, 2157B...T250 <0,01 ⁴⁾ At thermal steady-state			
Length of stroke	mm	100 (straight NCFT), 250 (angular NCFT)			
Features		Maximum measuring accuracy thanks to the piezoelectric force sensor integrated in the ram, transmission via telemetry, excellent overload protection with low process forces in a small measuring range, excellent dynamics, integrated switching between measuring ranges			
Accessories (optional)		Measuring and Evaluation Module maXYmos NC (MEM) Type 5847..., Display Module (DIM) Type 5877AZ000, Servo Amplifier Type 2180A..., DIM Cable Extender Type 1200A163			
Data sheet www.kistler.com		2157B (000-948)			

NC Joining Module NCFH, for joining processes with low force



Technical data	Type	2151B...			
Measuring range 1	kN	2	5	5	10
Measuring range 2	kN	1	1	2	1
Measuring range 1	kN	10	10	15	15
Measuring range 2	kN	2	5	2	5
Measuring range 1	kN	30	60	60	
Measuring range 2	kN	15	30	15	
Direction of measurement		Compression/tension			
Max. movement speed	mm/s	300			
Practical repeatability ⁴⁾	mm	0,01 ⁴⁾ At thermal steady-state			
Length of stroke	mm	200 (size 1), 400 (size 2)			
Features		Hollow shaft drive: compact design without belts, direct drive ensures outstanding dynamics, integrated piezosensor offers two measuring ranges and increased overload protection, standardization reduces spare parts inventories, two sizes cover a measuring range of 1 ... 60 kN			
Accessories (optional)		Measuring and Evaluation Module maXYmos NC (MEM) Type 5847..., Display Module (DIM) Type 5877AZ000, Servo Amplifier Type 2180A..., DIM Cable Extender Type 1200A163			
Data sheet www.kistler.com		2151B (000-690)			

NC Joining Modules

NC Joining Module NCFN, standard design for medium to high force



Type 2153A...

Technical data	Type	2153A...			
Nominal force	kN	5	10	15	30
Nominal force	kN	60	100	200	300
Direction of measurement		Compression/tension			
Max. movement speed	mm/s	250 (NCFN 5/10/15/30/60 kN)		200 (NCFN 100 kN)	
	mm/s	140 (NCFN 200 kN)		100 (NCFN 300 kN)	
Practical repeatability ⁴⁾	mm	0,01 ⁴⁾ At thermal steady-state			
Length of stroke	mm	200 (only at nominal force ≤100 kN)			
	mm	400 (nominal force 5 ... 300 kN)			
Features		Extremely wide measuring range, from 5 ... 300 kN, modular construction kit allows for special solutions, e.g. longer strokes, optional safety brake			
Accessories (optional)		Measuring and Evaluation Module maXYmos NC (MEM) Type 5847..., Display Module (DIM) Type 5877AZ000, Servo Amplifier Type 2180A..., DIM Cable Extender Type 1200A163			
Data sheet www.kistler.com		2153A (000-669)			

NC Joining Modules

NC Joining Module NCFB, for joining processes with a narrow axle distance



Type 2152B...

Technical data	Type	2152B...	
Measuring range 1	kN	25	
Measuring range 2	kN	15	
Direction of measurement		Compression/tension	
Max. movement speed	mm/s	250	
Practical repeatability ⁴⁾	mm	0,01 ⁴⁾ At thermal steady-state	
Length of stroke	mm	350	
Features		Slimline trapezoid design saves space when installing in very confined areas (spacing: up to 70 mm), compact arrangement allows savings on coordination, guidance accuracy is improved by the integrated linear guide, integrated piezosensor offers two measuring ranges and increased overload protection	
Accessories (optional)		Measuring and Evaluation Module maXYmos NC (MEM) Type 5847..., Display Module (DIM) Type 5877AZ000, Servo Amplifier Type 2180A..., DIM Cable Extender Type 1200A163	
Data sheet www.kistler.com		2152B (000-763)	

NC Joining Module NCFE, with cost optimized standard design



Type 2162A...

Technical data	Type	2162A...			
Measuring range 1	kN	2 / 5	10 / 20	40	80
Direction of measurement		Compression			
Max. movement speed	mm/s	250 (NCFE 2 ... 40 kN), 200 (NCFE 80 kN)			
Practical repeatability ⁴⁾	mm	0,01 ⁴⁾ At thermal steady-state			
Length of stroke	mm	200 (NCFE 2 ... 5 kN), 350 (NCFE 10 ... 80 kN)			
Features		Price-optimized joining module for simple joining processes, three sizes cover a measuring range of 2 ... 80 kN			
Accessories (optional)		Measuring and Evaluation Module maXYmos NC (MEM) Type 5847..., Display Module (DIM) Type 5877AZ000, Servo Amplifier Type 2180A..., DIM Cable Extender Type 1200A163			
Data sheet www.kistler.com		2162A (003-261)			

NC Joining Module NCFR, for joining processes and rotational movement



Type 2161A...

Technical data	Type	2161A...	
Measuring range 1	kN	15	
Measuring range 2	kN	5	
Direction of measurement		Compression/tension	
Max. movement speed	mm/s	400 (the movement speed can be reduced during simultaneous operation depending on the speed of rotation)	
Practical repeatability ⁴⁾	mm	0,01 ⁴⁾ At thermal steady-state	
Length of stroke	mm	400	
Features		Compact design thanks to hollow shaft motors, 2 hollow shaft motors for independent rotational movement, torque of up to 50 N·m and 1 000 min ⁻¹ , maximum dynamics and low weight, absolute encoder for displacement and crank angle, optional torque sensor including amplifier	
Accessories (optional)		Measuring and Evaluation Module maXYmos NC (MEM) Type 5847B1, Display Module (DIM) Type 5877AZ000, Servo Amplifier Type 2180A..., DIM Cable Extender Type 1200A163	
Data sheet www.kistler.com		2161A (003-230)	

NC-Fügemodul NCFC, Gewicht optimiertes und kompaktes NC-Fügemodul



Type 2163A...

Technical data	Type	2163A...	
Measuring range 1	kN	55	80
Direction of measurement		Compression	
Max. movement speed	mm/s	220 (NCFC 55 kN), 200 (NCFC 80 kN)	
Practical repeatability ⁴⁾	mm	0,01	⁴⁾ At thermal steady-state
Length of stroke	mm	200	
Features		Weight optimized, ideal for robot applications, Single cable solution for the servo motor for easiest installation, High motion speed for short cycle times	
Accessories (optional)		Measuring and Evaluation Module maXYmos NC (MEM) Type 5847..., Display Module (DIM) Type 5877AZ000, Servo Amplifier Type 2180A...	
Data sheet www.kistler.com		2163A (003-541)	



Kistler provides the optimally configured system technology for each quality assurance strategy

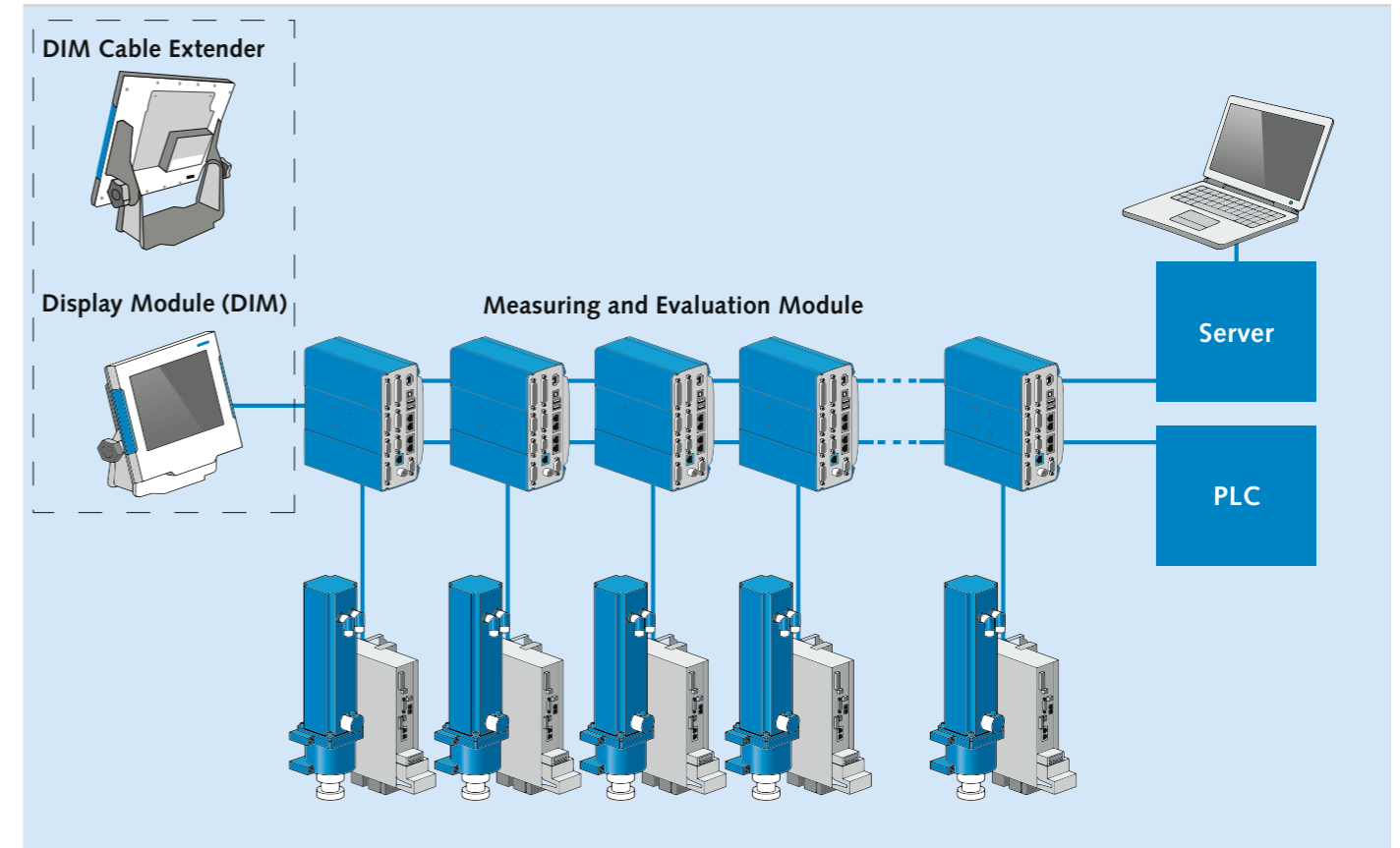
Monitoring and control of NC Joining Modules

As the core element of the joining system, the maXYmos NC monitors and controls the entire joining process. Sporting an intuitive touch screen display and an integrated sequence control, the system offers exceptional usability and an outstanding degree of flexibility making it suitable for joining process ranging from simple to highly complex.

maXYmos NC controls, monitors, evaluates and documents XY curves for joining and press-fit processes, together with NC joining modules and the IndraDrive servo amplifier that is included in the system. The shape of the measurement curves allows the quality of individual manufacturing steps, assembly groups or even an entire product to be monitored and controlled via SERCOS III in real-time. This means that optimum cycle times can be implemented with maximum repeat accuracy. Since unplanned downtimes are minimized, machine availability and the productivity of the manufacturing process are increased.

Advantages

- 128 independent programs with up to 10 evaluation elements
- Storage for 500 curves, 8 000 measuring points per curve
- Flexible system concept: desktop/ wall-mounted
- Measuring modules can be cascaded
- Uniform operating philosophy



Can be cascaded to up to eight XY channels. The MEMs can be installed in the control cabinet. The DIM is used as the central visualization system and can be connected directly via a cable across distances of up to 5 m. Greater distances can be covered with the DIM Cable Extender

Increased flexibility for the user

With the integrated sequence control (Sequencer Mode), processes can be reproduced without having to rely on complex, external PLC programming. The programs can be set up rapidly and easily via the intuitive operating interface of the touch display.

A total of up to 128 programs can be stored, and for each program it is possible to define an independent sequence series with up to 255 elements. Even highly complex processes can be easily mapped with this method.



Für jedes der bis zu 128 Programme besteht die Möglichkeit, einen unabhängigen Ablauf zu definieren.

Monitoring, evaluation and documentation

maXYmos NC, XY Monitor for monitoring and controlling NC Joining Modules



Technical data	Type	5847B...
Number of measurement channels		1 X-Channel, 1 Y-Channel
Sampling X/Y max.	kHz	10
Sensors	Channel X	Potentiometer, Process signal ±10 V, Incremental TTL, Inductive LVDT, half-, full-bridge, SSI
Sensors	Channel Y	Piezo, Strain gage, Process signal ±10 V
Monitor outputs	Anzahl	1 X-Channel, 1 Y-Channel
Nominal value	V	±10
Linearity error	%FS	0,05
Datentransfer über	Interface	PROFINET, EtherCat, EtherNet/IP, PROFIBUS DP, 2 Port Ethernet Switch
Visualization		via VNC, DIM or webserver
Features		Integrated sequence control (sequencing) for maximum flexibility, real-time process control with SERCOS III, so cycle times are shorter, high-performance control and evaluation functions (EOs with Live Window), uniform operating philosophy, everything is on board (e.g. PROFIBUS, PROFINET, EtherCAT, EtherNet/IP), low spare parts inventory (one type only)
Data sheet	www.kistler.com	5847B (003-272)

DIM Cable Extender, as an active cable extension between maXYmos MEM and display DIM up to 100 m operating distance



Technical data	Type	1200A163
Power supply	VDC	18 ... 30
Power consumption:		
Only DIM Cable Extender	W	≤4
Total (inserted in maXYmos DIM)	W	≤24
Dimensions including mounting plate	mm	197x163x26,5
Features		Transfer of screen content, touch and USB data via Ethernet cable for distances of >5 m, option to select several measurement modules on the display, supports mixed operation between maXYmos TL and NC
Accessories (included)		Operating voltage connector with junction box Type 55145411
Data sheet	www.kistler.com	1200A163 (003-221)

Amplifier IndraDrive C




Technical data	Type	2180A...
Interface		SERCOS III
Control voltage	VDC /W	(19,2 ... 28,8) /24
Power connection	V	400 (400 ... 500)
	Hz	±10 %
	Phases	50 ... 60 ±2 %
		3
Features		Technology can ensure safety up to performance level "e", complete coordinated package with all components, control unit CSB02 NC joining module specifically parameterized, included as standard in the scope of delivery with safely reduced speed, SERCOS III connection to maXYmos NC, Safe Motion on board (SMES, SMST2 ¹⁾ , SMM1 ¹⁾ , diagnosis via Ethernet
Data sheet	www.kistler.com	2180A (003-125)

¹⁾not for NCFR

Evaluation objects EOs

Excerpt of the evaluation elements EOs (Evaluation Objects) for maXYmos NC

Entry and exit as specified. No crossing of "closed" sides allowed. Each side can be defined as entry or exit.	Type UNI-BOX 	The line must be crossed once. An X-value at the point of intersection is monitored.	Type LINE-X
The line may not be crossed. Otherwise, NOK and "NO-PASS" real-time signal.	Type NO-PASS 	The measurement curve must not cross the upper or lower line of the envelope. This evaluation object is easy to master.	Type ENVELOPE CURVE
Entry and exit as specified. Crossing of the "closed" sides generates a real-time signal.	Type TUNNELBOX-X 	Evaluates the average of all Y-values in the box region.	Type AVERAGE
Box detects significant curve features and their XY coordinates in the expectancy range. This information can be used as reference points for other EOs or as an input for the CALC object.	Type GET-REF 	Evaluation criterion is the time between the entry and exit points in a special box.	Type TIME
Evaluation criterion is the speed between the entry and exit points in a special box.	Type SPEED 	Object references two selectable process values and performs calculations, e.g. the X-difference between two ripples, and evaluates them.	Type CALC
A defined gradient change is expected within the expectancy range (box) and can be used as a further switching condition in the sequence.	Type INFLEXION 	Provides NOK and online signal in case of sudden gradient change within an expectancy range (box), e.g. in case of tool breakage.	Type BREAK
The area beneath the curve is determined and evaluated.	Type INTEGRAL 	Evaluates the gradient dX/dY between two horizontal lines.	Type GRADIENT-X
Evaluates the X-hysteresis between forward and reverse curves on a horizontal line.	Type HYSTERESIS-X 	If the curve throughput is within the defined range, the maximum curve displacement is determined and verified between the advancing and the returning curve.	Type DELTA-Y
If the curve throughput is within the defined range, the system checks for the presence of a digital signal.	Type DIG-IN 	Entry and exit as specified. No crossing of "closed" sides allowed. Each side can be defined as entry or exit.	Type TRAPEZOID-X



From the competent consultation through the installation to the fast supply of spare parts: Kistler is present worldwide with comprehensive service and training offerings

Service and applications backed by specialist expertise

Kistler delivers premium services that correspond to Kistler's high-quality product solutions and are optimally coordinated with each other.

Take advantage of the strengths of Kistler's Joining Competence Center (JCC) to avoid increased commissioning costs or achieve lasting optimization of your production.

As well as performing tests, our joining system experts will work with you anywhere in the world to analyze your processes and identify improvements or new possibilities for your production facility. Precise measurement values are the essential basis for evaluating joining processes to achieve the right quality and optimal costs – for example, by avoiding unnecessary over dimensioning of plants and systems.

You're welcome to contact the Joining Competence Center directly with your inquiries – simply email us at Service@kistler.com.

Our experienced specialists in validating assembly processes will be happy to advise you – we'll accompany you on your journey towards increased productivity, improved quality and process reliability in production.

JCC offers these services:

- Advisory support and system selection
- Process simulation and determination of cycle time
- Practical tests, including evaluation
- Process analysis and optimization



Kistler service at a glance

- Consultation
- Support during the commissioning of systems
- Process optimization
- Periodic onsite calibration of sensors
- Education and training events
- Development services



Your reliable partner throughout the entire life cycle

Who knows their products better than the manufacturer? Original Service from Kistler is the comprehensive service solution directly from the world market leader in dynamic measurement technology. We deliver service quality on a par with our proven products and system solutions. At the same time, we offer graduated service packages to provide you with the right solution for your needs.



Installation

Kistler ensures that your solution is ready to operate on site. We support you through the installation process; we make sure that the joining system is optimally configured on commissioning, and we determine the parameters for the maXYmos process monitoring system. Our qualified professionals support you with their know-how so you select the right solution, and they assist you with on-site instruction for technical staff.

- [Joining Competence Center](#)
- [Installation](#)
- [Commissioning](#)

Preventive maintenance

Precise measurement solutions are the only guarantee of error-free production. Regular inspections, calibrations and machine capability analyses (MCA) also ensure long-term protection for your investment and a high level of process reliability. Periodic maintenance and lubrication are the reliable way to reduce downtime and error rates to the minimum.

- [Inspection](#)
- [Calibration](#)
- [Scheduled maintenance](#)

Reactive maintenance

Kistler is excellently equipped and always ready to respond to emergencies and unscheduled plant outages. We offer rapid response times and straightforward solutions for common problems in industrial production processes – and we will assist you on site if need be.

- [Rapid response 24/7 \(hotline\)](#)
- [Access to emergency stock](#)
- [Unscheduled maintenance](#)

Operation and improvement

When it comes to joining system solutions, our experts have a wealth of technical know-how – so they can support you with optimizing your plant. The machine capability analysis (MCA) of your joining system is the basis for a detailed examination of the measuring chain to boost your plant's performance. To ensure that joining systems are handled reliably, we offer training in the classroom and directly on the machine.

- [Training](#)
- [Advisory support](#)
- [Optimization](#)

KISTLER
measure. analyze. innovate.

Torque Sensors
Measurement Extension for Process Monitoring and Quality Assurance, Test Bench and Drive Technology

KISTLER
measure. analyze. innovate.

Process Monitoring Systems
High-Press Key Modules for 100% Quality in Production, Assembly and Product Testing

KISTLER
measure. analyze. innovate.

Force Sensors
Transparent Manufacturing Process, Higher Quality and Reduced Costs

Find out more about our applications:
www.kistler.com

Kistler Group
Eulachstrasse 22
8408 Winterthur
Switzerland
Tel. +41 52 224 11 11

Kistler Group products are protected by several intellectual property rights. For more details see www.kistler.com.
Kistler Group includes the Kistler Holding AG and all its subsidiaries in Europe, Asia, Americas and Australia.

Find your local contact on
www.kistler.com

KISTLER
measure. analyze. innovate.